

UCLA



Admissions Update

APEP

May 25, 2011

Agenda

Freshman Holistic Admission

Policy and Preparation
Fall 2011 Outcomes
2012 UC Admission Policy

Transfer Admission

Policy and Preparation
Fall 2011 Outcomes

Q & A

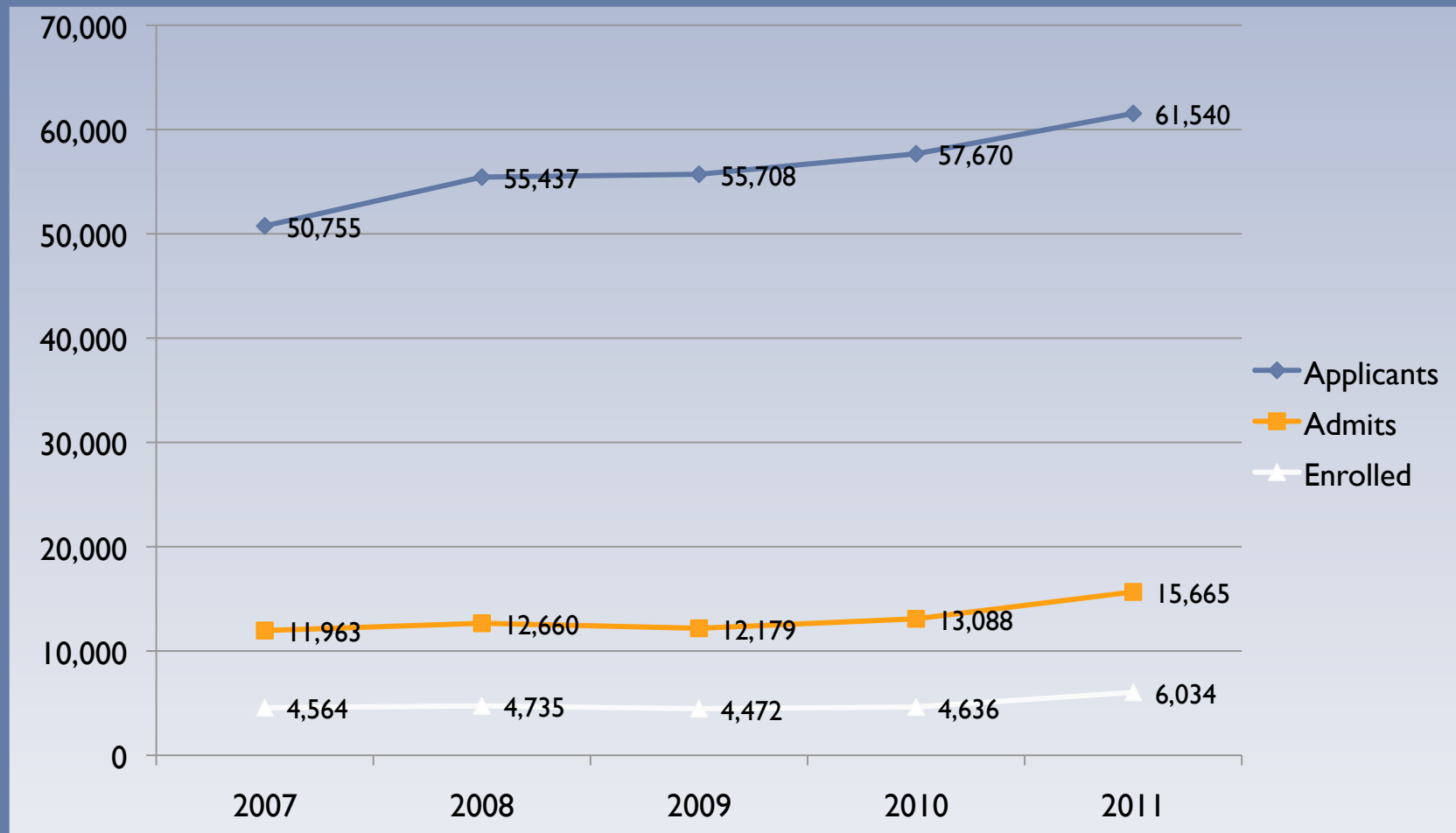
How Does UCLA Select Its Freshman Class?

- All applications submitted to UCLA are reviewed holistically – all achievements (both academic and non-academic) and challenges are considered in the context of the opportunities an applicant has had and how the applicant has taken advantage of those opportunities and overcome challenges to be a high achiever.
- Academic achievements are important but are not the only factor in the holistic assessment
- Every application submitted to UCLA is reviewed holistically – there are no (academic) cut-offs!

How to Prepare for UC(LA) Admission

- Always take the most challenging college preparatory coursework you can handle and start early
- Learn how to write a reflective, high-quality essay
- Get involved in activities and get out of your “comfort zone”

Five Year Freshman Trends



*Fall 2011 data as of 5/02/2011

Eligibility in the Local Context (ELC)*



*California residents only - 5/02/2011 data

APEP May 2011

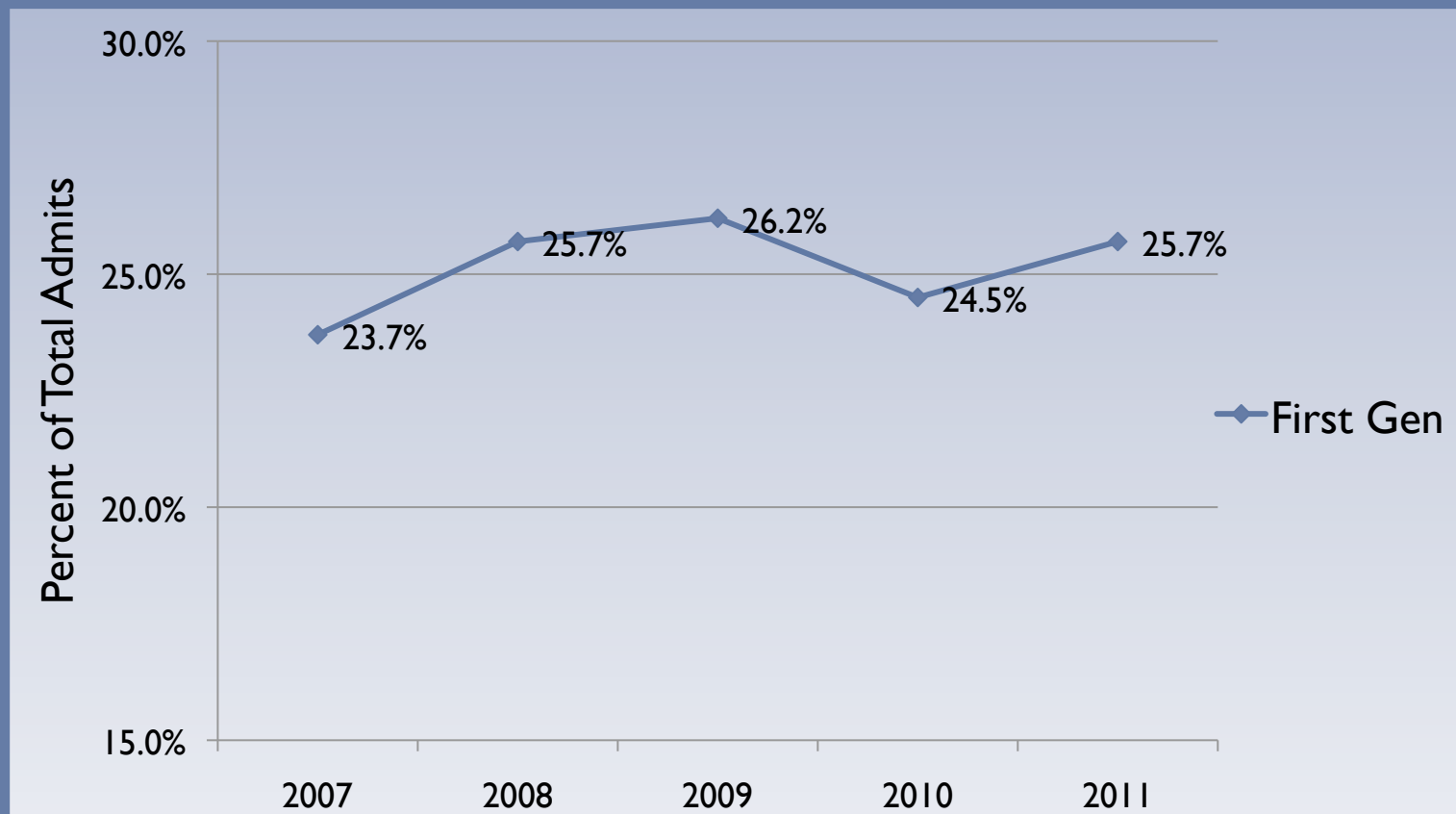
Admit Rate by API

API	2007	2008	2009	2010	2011*
1	21.7%	19.3%	18.4%	18.3%	17.1%
2	21.9%	21.2%	20.2%	17.6%	19.1%
3	21.0%	21.1%	21.0%	17.6%	18.4%
4	20.3%	20.4%	23.7%	19.0%	20.1%
5	19.1%	20.8%	22.2%	20.8%	20.8%
6	22.2%	19.2%	20.8%	20.2%	20.5%
7	21.2%	21.7%	21.8%	21.1%	23.0%
8	23.7%	22.8%	22.7%	20.7%	21.7%
9	24.2%	22.7%	21.1%	21.9%	23.9%
10	27.8%	24.6%	22.4%	24.2%	26.6%

*Fall 2011 data as of 5/02/2011

APEP May 2011

First Generation Students



*Domestic only - 5/02/2011 Data

Low Income Students



Definition of Low Income:

2007: \leq \$43,000

2008: \leq \$46,000

2009: \leq \$45,000

2010: \leq \$45,000

2011: \leq \$45,000

*Domestic only - 5/02/2011 Data

Ethnic Distribution

Applicants and Admits

	Applicants			Admits		
	2009	2010	2011	2009	2010	2011
Native American	318	393	360	57	81	84
African American	2,770	3,218	3,314	417	434	452
Chicano/Latino	10,690	11,439	13,396	1,677	1,719	2,066
Asian	19,615	19,983	21,257	4,904	5,061	5,981
White	15,995	15,505	16,057	3,738	3,758	4,293
Other/Unknown	2,747	2,968	1,422	757	787	476
TOTAL	52,135	53,506	55,806	11,550	11,839	13,352

Freshman Three Year Admission Trends

CA Residents, Domestic Non-Residents and International

	Applicants			Admits			Enrolled		
	2009	2010	2011	2009	2010	2011	2009	2010	2011*
CA Residents (+B's)	46,228	47,269	48,671	9,992	10,004	11,032	4,005	4,024	4,936
Domestic Non-Res	5,907	6,237	7,135	1,558	1,835	2,320	336	316	415
International	3,573	4,164	5,734	629	1,249	2,313	131	296	683
TOTAL	55,708	57,670	61,540	12,179	13,088	15,665	4,472	4,636	6,034

* 2011 SIRs as of May 2, 2011 BEFORE Summer Melt

Academic Profile of Admitted Students

CA Residents, Domestic Non-Residents and International

	CA Residents (+B's)			Domestic Non-Residents			International		
	2009	2010	2011	2009	2010	2011	2009	2010	2011
Total Admits	9,992	10,004	11,032	1,558	1,835	2,320	629	1,249	2,313
GPA (Unweighted)	3.85	3.87	3.87	3.89	3.87	3.84	3.87	3.86	3.78
Honors (10, 11, 12)	19.5	19.7	19.2	27.1	28.3	25.6	12.0	13.4	10.5
A-G Courses	49.6	49.5	51.0	58.2	59.4	64.5	64.2	65.6	75.4
SAT Composite	1992	2020	2014	2064	2071	2086	2122	2093	2097
SAT Reading	650	658	656	674	677	680	672	645	644
SAT Writing	662	675	673	685	687	695	690	688	692
SAT Math	679	687	685	705	707	711	760	760	762
SAT Subject Highest	728	732	732	732	732	743	787	784	786
SAT Subject 2 nd High	674	682	681	683	687	698	764	752	756

Non-resident Admission

- Admission for non-residents and international students will continue to grow in the near future but not at the cost of California residents who depend on state support
- Non-residents are selected using the same or higher standards than California residents
- Yield rates for non-residents and international students are much lower than California resident yield rates

UC Freshman Policy 2012

- UC admission is a “two-step process”
 - Eligibility: System-wide
 - Decision: Campuses
- 2012 Policy Changes :
 - Campuses must comprehensively review all applications
 - No expected changes in the UCLA decision-making process
 - SAT II is no longer required BUT is recommended for certain majors (Engineering)



APEP May 2011

UC Freshman Policy 2012

- Three Pathways to UC Freshman Admission:
 - **Statewide Context:** top 9% statewide according to UC Index - Guaranteed admission to a UC campus, subject to budgetary control
 - **Local Context (ELC):** top 9% at local school - Guaranteed admission to a UC campus, subject to budgetary control

UC Freshman Policy 2012

- Three Pathways to UC Freshman Admission (con't):
 - **General Review Path:** For all applicants who have completed any 11 UC-approved courses prior to senior year - not Guaranteed
 - ALL ADMITTED STUDENTS (from 3 paths) must complete the 15 course pattern by the end of the senior year


UCLA

UCLA

APEP Meeting Transfer Information

May 25, 2011

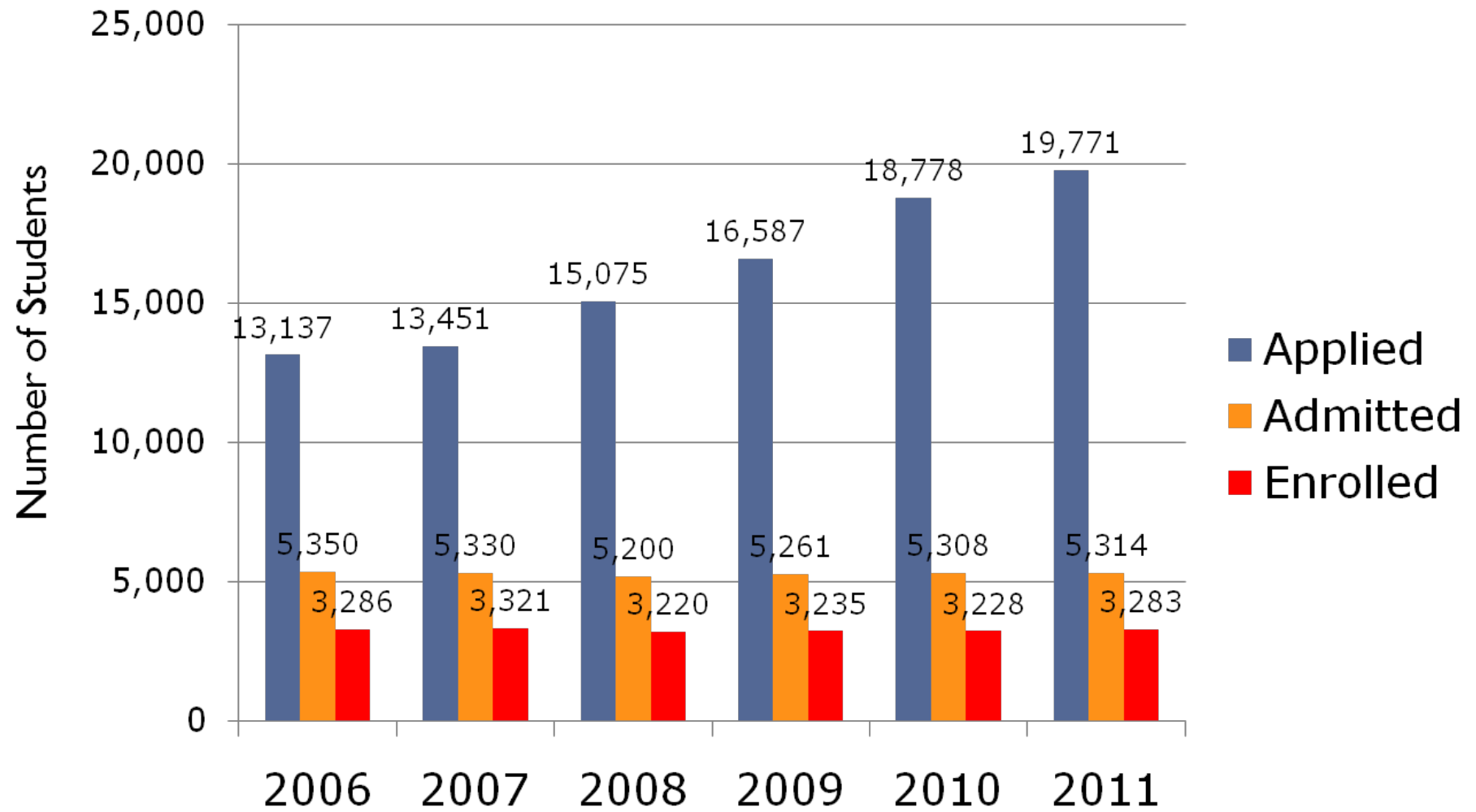
✧ Undergraduate Admissions & Relations with Schools ✧



UC Minimum Eligibility

- 2.4 GPA for UC System
- JR Level: 60 UC Transferable Semester Units
- Minimum 7-Course Pattern
 - 2 English
 - 1 Composition
 - 1 Critical Thinking
 - 1 Math (prerequisite of intermediate algebra or higher)
 - 4 Courses in at least two of the following areas:
 - Arts & Humanities
 - Social & Behavioral Sciences
 - Physical and Biological Sciences

UCLA Transfer Admission Trends Fall 2006 - Fall 2011



UCLA Selection

UCLA Admits by Major

- Holistic Review Process
- 3.2+ GPA (*Varies by Major*)
- Completion of Major Prep Coursework
- UCLA has NO Transfer Guarantee Program

College of Letters & Science

- 130 Majors and 75 Minors Offered
 - Highly Selective Majors
 - Biochemistry
 - Business Economics*
 - Communication Studies
 - Economics*
 - English
 - Global Studies
 - History
 - International Development Studies
 - Life Science Majors*
 - Political Science*
 - Psychology*
 - Sociology*

* Students will not be able to change into these majors after admission.

Major Selection and Career Choice

- Over 55% of all Fall 2011 TR applicants applied to selective majors
- Students must understand that their major selection does not generally dictate their career
 - Professional Schools are not looking for specific undergraduate majors
 - Internships, work experience, pre college programs and minors can enhance their academic record and major
 - The 2nd most popular undergraduate major for all medical student applicants has been ENGLISH

Transfer Alliance Program-TAP

- TAP is at 48 CCC campuses
- Valid only for College of Letters and Science majors - except *Communication Studies*
- Not a transfer guarantee program
- Benefits of being a certified TAP student:
 - Alternate majors are considered *with restrictions* (highly selected majors)
 - Academic preparation for university level

Transfer Admission, College of Letters & Science

TAP versus Non-TAP, Fall 2006 - Fall 2011

	CA CC Non-TAP Students			CA CC TAP students		
	Number of applications	Number admitted	Admission rate	Number of applications	Number admitted	Admission rate
Fall 2011	12,617	3,473	27.5%	1,461	1,086	74.3%
Fall 2010	11,722	3,341	28.5%	1,496	1,112	74.3%
Fall 2009	10,140	3,277	32.3%	1,355	1,099	81.1%
Fall 2008	9,057	3,096	34.2%	1,214	1,054	86.8%
Fall 2007	8,289	3,321	40.1%	1,019	911	89.4%
Fall 2006	8,199	3,557	43.4%	1,031	893	86.6%

Specialty Schools

- School of the Arts & Architecture
 - Supplemental application materials required (questionnaire, portfolio and/or audition)
 - California CC students encouraged to complete IGETC
- School of Engineering & Applied Science
 - Minimum GPA at time of application
 - Complete majority of preparatory coursework with grades by fall prior to transfer; up to 2 courses can be in progress in Spring for review by SEAS
- School of Nursing
 - Pre-licensure baccalaureate program - minimum GPA and major prep completed by Spring prior to transfer; IGETC or GE required
 - Supplemental application material required
- School of Theater, Film & Television
 - Minimum GPA at time of application
 - Completion of IGETC or TFT's GE requirements recommended

The Personal Statement

- Clarifies the distinctions between applicants whose academic records appear to be quite similar
- Offers us an understanding of the student as a unique individual within the context of his/her family, school, community and the world
- Adds clarity, richness and depth to the information presented in the application
- Is a forum to explain any factors outside of your academic environment that have enhanced or impeded your transfer progress – with an emphasis on personal growth/overcoming challenges

Application Facts

- Reply to any communication request from the university
- Report all courses taken at college/university level (including CC courses taken in HS)
- Use an official record to report coursework – not memory
- Report all institutions attended (regardless of how long ago)
- Explain any time that you are not in school – gaps in education may be key
- Explain your personal circumstances, e.g., poor academic start with improvement over time, veteran, foster care, single parent, full-time work, or family responsibilities. Put your transfer experience into context for the admissions reader
- We do not rank Community Colleges - all CA Community College applicants receive priority consideration

More Facts

- Visit college campuses and participate in pre-college experiences/conferences
- Connect with your Transfer Center, counselors, and UC staff; use online tools
- Completion of major preparation is essential—start early
- Applications are only accepted for Fall Quarter
 - Notification in late April—rolling basis
- Housing is guaranteed for 1 year for transfers
 - Options include student-family housing
- Transfer students at UCLA perform academically on par with those students who entered as freshmen, and...
- Transfer graduation rates are also comparable

Resources

- UCLA Admissions:
www.admissions.ucla.edu
- UCLA Admitted Transfer Student Profile:
www.admissions.ucla.edu/prospect/Adm_tr/Tr_Prof.htm
- TAG
www.admissions.ucla.edu/TAG
- ASSIST
www.assist.org
- Transfer Prep Paths
uctransfer.universityofcalifornia.edu
- Counselors' Resource Website
www.universityofcalifornia.edu/educators/counselors
- Center for Community College Partnerships (CCCCP)
www.ugeducation.ucla.edu/aap/ccccp
- UC Stat Finder
statfinder.ucop.edu

Lena Brown, Transfer Coordinator
UCLA Undergraduate Admissions & Relations with Schools
LBrown@saonet.ucla.edu
310-206-8317

Transfer Three Year Admissions Trends

CA Residents, Domestic Non-Residents and International

	Applicants			Admits			Enrolled		
	2009	2010	2011	2009	2010	2011	2009	2010	2011*
CA Residents (+B's)	13,938	15,786	16,876	4,537	4,412	4,515	2,831	2,730	
Domestic Non-Res	407	430	429	46	36	42	15	14	
International	2,242	2,562	2,474	678	860	850	389	484	
TOTAL	16,587	18,778	19,774	5,261	5,308	5,407	3,220	3,228	3,283

UCLA



APEP May 2011